



# 4-H Pet Project Record

Pet \_\_\_\_\_

Name \_\_\_\_\_ (first) \_\_\_\_\_ (last) Age \_\_\_\_\_ Grade in school \_\_\_\_\_ Date born \_\_\_\_\_, 19\_\_\_\_

Address \_\_\_\_\_ City \_\_\_\_\_ ZIP \_\_\_\_\_ County \_\_\_\_\_

Club name \_\_\_\_\_ Club leader \_\_\_\_\_ Project leader \_\_\_\_\_

Year in 4-H \_\_\_\_\_ Year in this project \_\_\_\_\_ Date record started \_\_\_\_\_, 19\_\_\_\_ Date record closed \_\_\_\_\_, 19\_\_\_\_

This record is a part of your 4-H pet project. By keeping your record up-to-date you will be able to see the progress you make as you set goals and work to accomplish them. Write clearly. If you need help, ask your parents or leaders. Add notebook paper to your records if you need additional space.

### General Project Completion Guidelines

1. Plan your project experience using the Project Completion Guide. This should include:
  - performing (3) or more of the activities listed in your project book
  - giving a project demonstration

2. Complete a project record book--

**COMPLETE ALL ITEMS WHICH APPLY TO YOUR PROJECT.**

### Things I Planned to do and Learn This Year

---



---



---



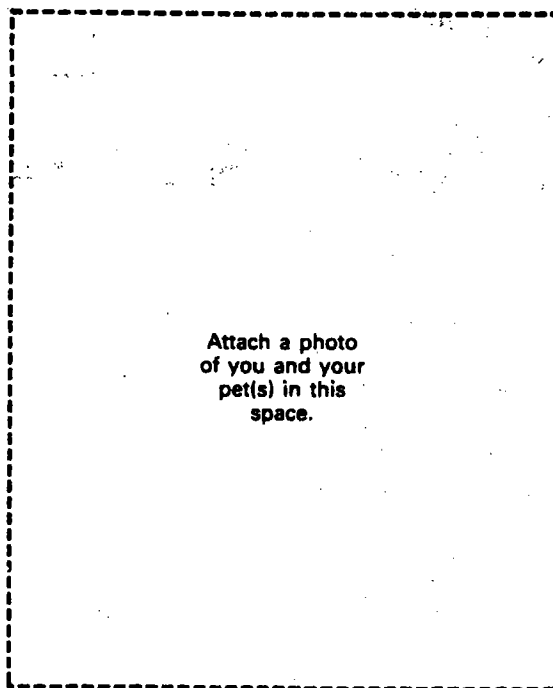
---



---



---



Attach a photo of you and your pet(s) in this space.

Caption for photo \_\_\_\_\_

Signed \_\_\_\_\_ 4-H member \_\_\_\_\_ Date \_\_\_\_\_ Signed \_\_\_\_\_ 4-H project or club leader

## II. REPORTING


### My Pets

Name	Type of Pet	Male	Female	Age	How Obtained



### Equipment and Supplies I Own

Item	Approximate Value
Total:	



### Income

Date	Item	Value
Total:		

### Expenses (Feed, animals, equipment, bedding, supplies, veterinarian)

Date	Item	Cost

Date	Item	Cost
Total:		

Tell how you keep your pet(s) comfortable and happy.

---



---



---




---



---



---



What is the name of the food you feed your pet(s)? List the names of the ingredients and their nutritional contents (i.e., protein) from the label on the container.

Name of Food	
Ingredients	Nutritional Content

Name of Food	
Ingredients	Nutritional Content



Observe and record the different behavior habits of your pet during a one-day period.

A.M.	P.M.

### III. EVALUATION

#### My 4-H Project Experiences

Include what you learned in this project at project meetings, shows attended, project demonstrations, etc.

Name of project group: \_\_\_\_\_ Number of members: \_\_\_\_\_ Number of meetings held: \_\_\_\_\_ Number I attended: \_\_\_\_\_

What I Learned:

---



---



---



---



---



---



---



---

Demonstrations I Gave:

---



---

Shows I Attended:

---



---



---

**My 4-H Pet Project Story**

Include why you enjoy having a pet, what your pet has taught you, how you show your pet it is loved, and how you have shared your experiences with others.

---

---

---

---

---

---

---

---

---

---

- 1) Did you enjoy your 4-H pet project experiences this year?  yes  no  
2) Do you plan to enroll in this project again next year?  yes  no

Why? \_\_\_\_\_

**Things I Plan to Do Next Year**

Indicate the area where you will be striving to increase your project skills and life skills:

_____ Selecting and Judging	_____ Fitting and Showing	_____ Leadership
_____ Management	_____ Computers	_____ Demonstrations
_____ Health	_____ Careers	_____ Helping Others
_____ Feeds and Feeding	_____ Decision Making	

Specific topics you plan to explore: \_\_\_\_\_

**Project Review and Comments**

\_\_\_\_\_ has completed his/her records and I have reviewed them with him/her.  
*(name of member)*

Comments by project leader or club leader: \_\_\_\_\_  
\_\_\_\_\_

Date \_\_\_\_\_

Signed \_\_\_\_\_  
*4-H project or club leader*